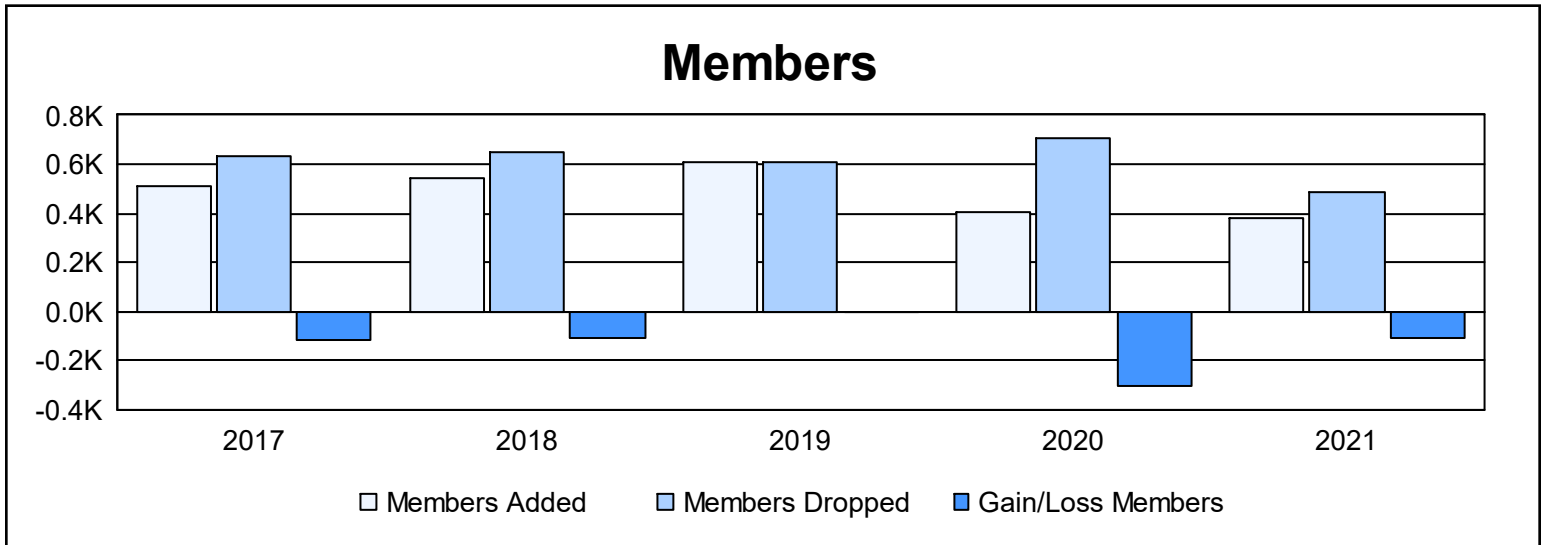
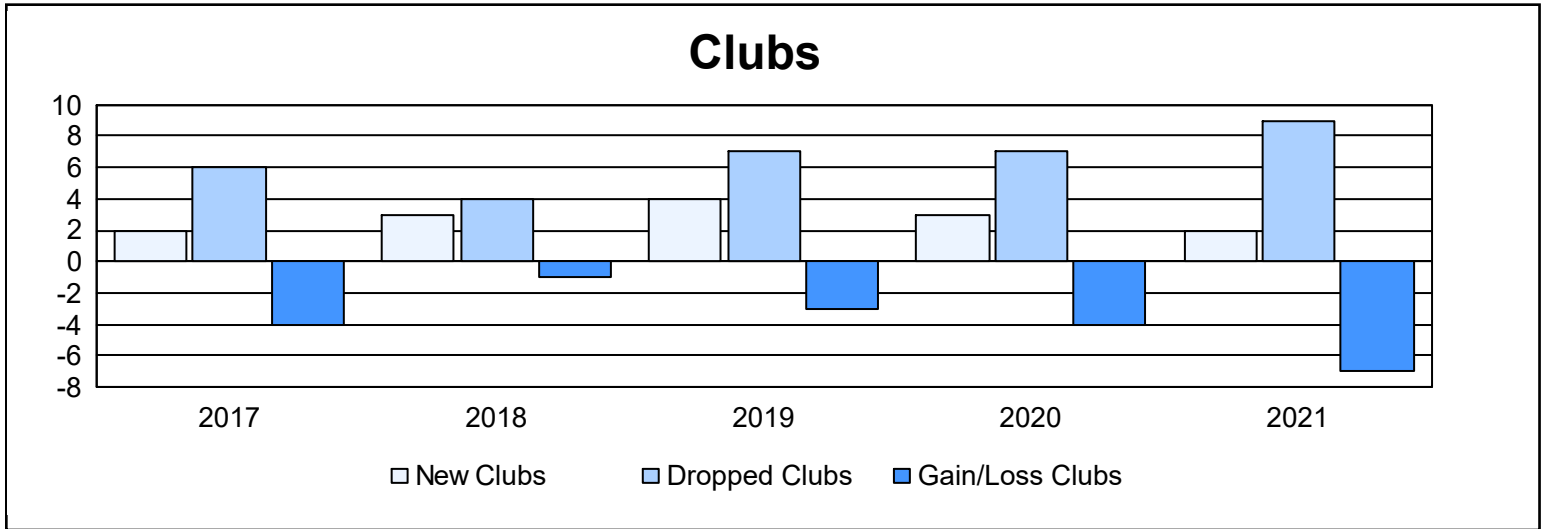
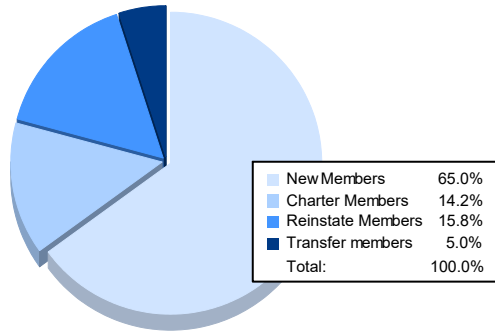


| Year | New Clubs | Dropped Clubs | Gain/ Loss Clubs | New Members | Charter Members | Reinstate Members | Transfer Members | Total Member Added | Total Members Dropped | Gain/ Loss Members |
|----------------|-----------|---------------|------------------|-------------|-----------------|-------------------|------------------|--------------------|-----------------------|--------------------|
| 2016-2017 | 2 | 6 | -4 | 417 | 48 | 25 | 24 | 514 | 633 | -119 |
| 2017-2018 | 3 | 4 | -1 | 402 | 86 | 47 | 6 | 541 | 652 | -111 |
| 2018-2019 | 4 | 7 | -3 | 427 | 102 | 46 | 33 | 608 | 610 | -2 |
| 2019-2020 | 3 | 7 | -4 | 249 | 78 | 60 | 20 | 407 | 707 | -300 |
| 2020-2021 | 2 | 9 | -7 | 247 | 54 | 60 | 19 | 380 | 485 | -105 |
| Average | 3 | 7 | -4 | 348 | 74 | 48 | 20 | 490 | 617 | -127 |



Membership Composition June 2021 Cumulative



Gender Composition June 2021 Cumulative

